

Green Land Public School
Summer Holiday Homework
Session 2023-24
Class-L.K.G

➤ **Colour print out**

Note-Do your homework in separate notebook and submit it on 3rd July in school office at 11am.

ENGLISH

1. Write A-Z Capital letters (total 5 pages).
2. Write a-z Small letters (total 5 pages).
3. Rhymes – My Red Ballon , Brush Your Teeth.
4. Complete Primer Book 1.
5. Learn Five Fruits and Five Vegetables Names.
6. Learn Myself.

HINDI

1. अ से अः तक पांच पेज लिखें.
2. क से इ. तक पांच पेज लिखें.
3. मेरा परिचय याद करें.
4. दिनों के नाम याद करें.
5. कविता- गोल गोल पानी, गर्मी के दिन आते हैं, छोटी सी गुड़िया.
6. हिंदी "वर्षों की बगिया" पुस्तक में 11 से 23 पेज करें.

Maths

1. Write 1-100 Counting 5 pages.
2. Write and Learn Table 2 and 3.
3. Do page number 17-28 in Book 1-50 Numbers.

ACTIVITY

1. Plant a fruit or a flower seed.
2. Keep a water bowl for birds to protect them from heat. Also feed the stray animals if possible.


COLOURS AND CRAFT

Do page no. 5,9,11,15and 21on colours and craft book .

English Holiday Homework

Q. 1. Write the First letter of the given pictures in CAPITAL.













Q. 2- Colour the pictures neatly with the letters given with them.



HINDI HOLIDAY HOMEWORK

Class L.K.G



दिनांक - _____

देखकर लिखो।

अ आ इ ई

उ ऊ ए ऐ

ओ औ अं अः



Page No. 11



दिनांक - _____

अक्षर से अक्षर मिलाओ।

अ

आ

आ

अ

उ

ऊ

ऊ

उ

चित्र देखकर सही अक्षर पर गोला बनाओ।



आ अ उ



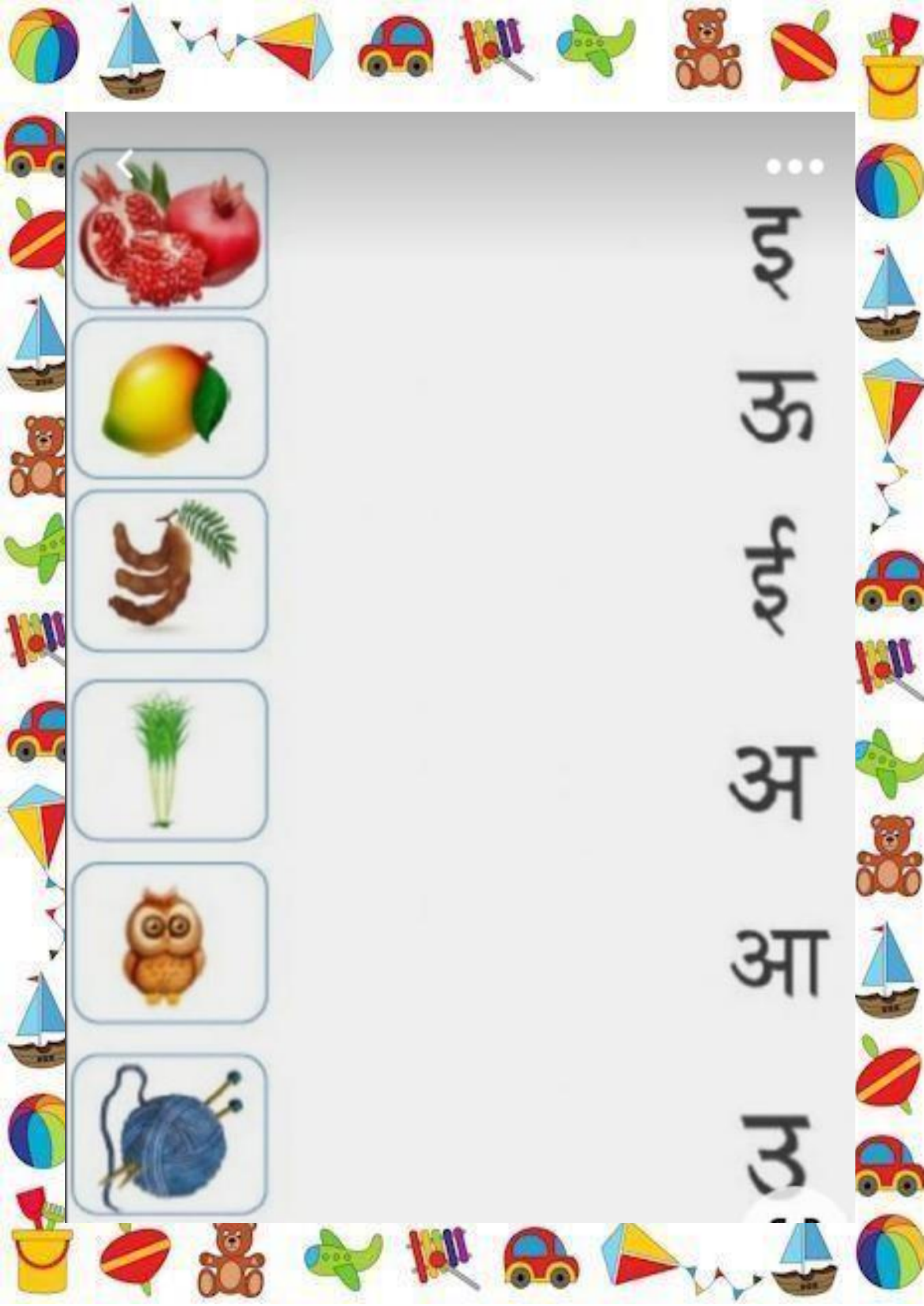
उ ऊ अ



अ उ ऊ



अ उ ऊ












...
स
ह
च
अ
आ
इ

HOLIDAY HOMEWORK





MATHS WORKSHEETS

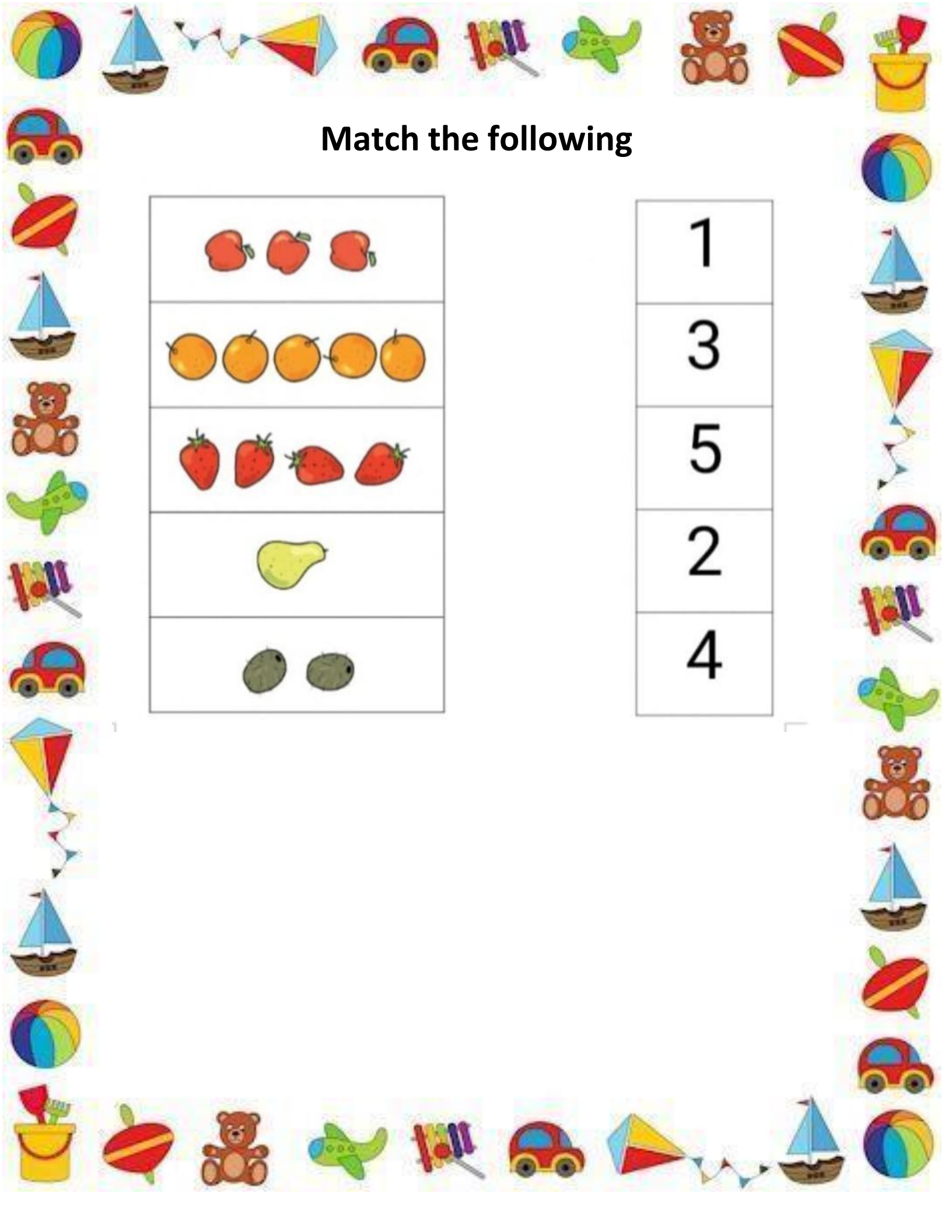
Date:-

Count and write the numbers.






	
	
	
	
	
	
	
	
	

Fill the missing number and colour the train.






Match the following


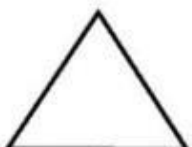

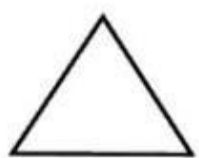






1
3
5
2
4



MATCH SHAPES AND COLOURS

MATCH SHAPES






Picture Matching

Draw a line from vegetable on the left to the matching vegetable on the right.



Fruits


Apple




Banana



Pineapple



Strawberry



Watermelon



Identify Fruits

Circle at the pictures that are fruits.



KIDPID.COM

