

**GREEN LAND PUBLIC SCHOOL
SUMMER HOLIDAY HOMEWORK
SESSION 2023-24**

Class - Nursery





Dear students,

Wake up, wake up! Its homework time,

Remember you promised to start by nine,

I heard my mother uttering these lines,

I think beginning the task on time, keeps

*me alert, active and fine. Regular
homework*


makes me shine.....



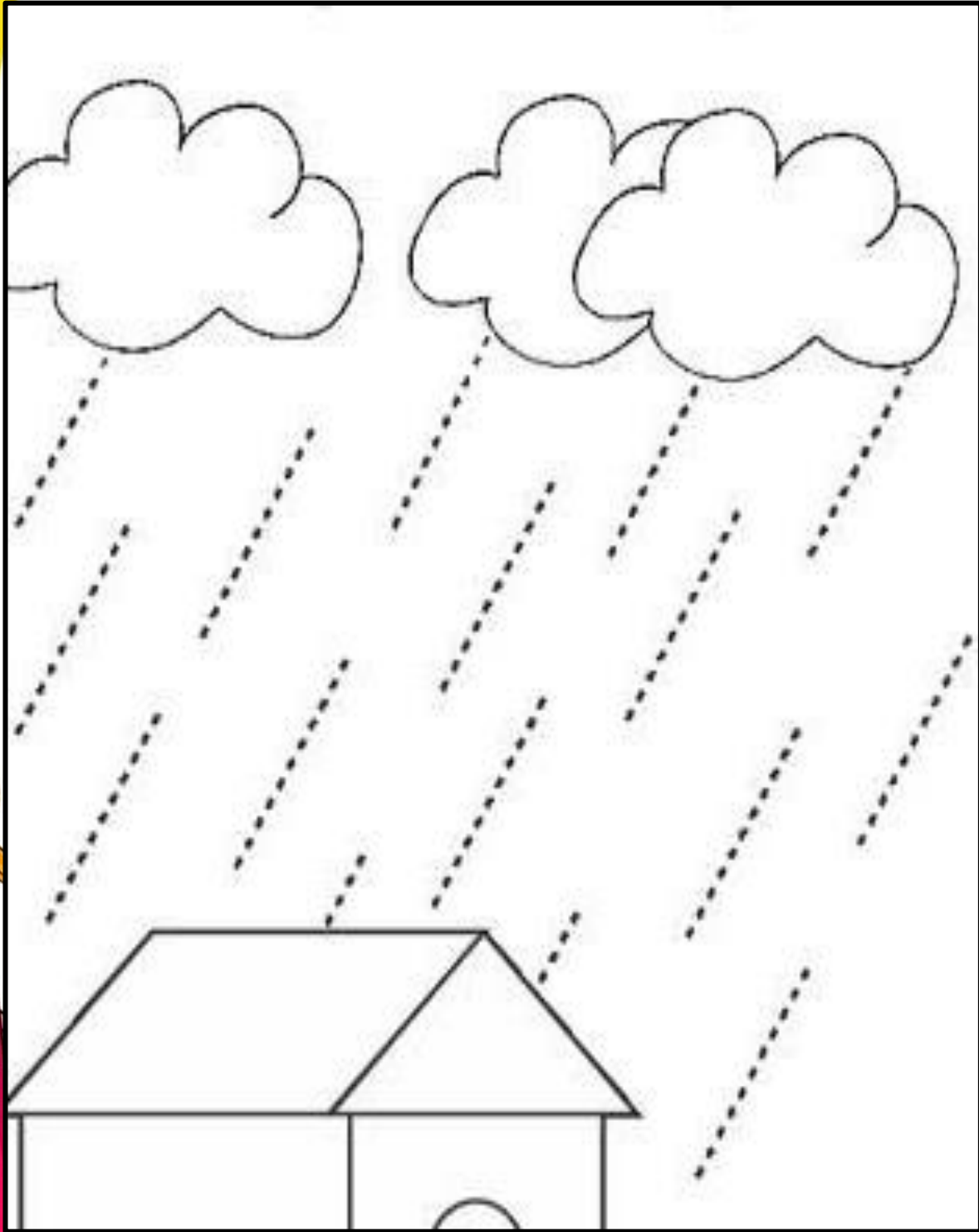
NOTE :- Do your holiday homework in a separate notebook and submit it on 3rd July.

Take out the coloured printouts of the given worksheet



Trace the lines



Go over the slanting lines and colour the pictures



Trace the broken lines.



English


Write A ,B, C, D in your notebook (2 pages each).

Learn Fruits name , vegetables name and colours name and parts of body

Circle the fruits and draw a square around vegetables :-



Cut and Paste the Color Names



Purple

Blue

Orange

Black

Green

Brown

Pink

Red

White

Yellow



Learn the following rhymes from Next play plus book 1

- Reach up high page no. 48
- I hear thunder page no. 49

Learn this story and *The Crane and the Fox*

The Lion and the Mouse

1. Once a lion was sleeping.
 2. Mouse started teasing him and the lion caught him.
 3. The mouse said sorry.
 4. One day a hunter caught the lion.
 5. The mouse saved him and they became friends.
- Moral- We should have kindness.



अ

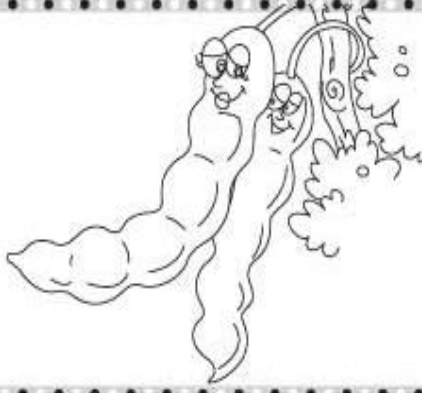


अनार

अ	अ	अ	अ	अ	अ
अ	अ	अ	अ	अ	अ
अ	अ	अ	अ	अ	अ
अ	अ	अ	अ	अ	अ
अ	अ	अ	अ	अ	अ
अ	अ	अ	अ	अ	अ



इमली



इमली

इमली

इमली

इमली

इमली

इमली

इमली

इमली

इमली

इमली

इमली

इमली

इमली

इमली

इमली

इमली

इमली

इमली

इमली

इमली

इमली

इमली

इमली

इमली

इमली

इमली

इमली

इमली

इमली

इमली

इमली

इमली

इमली

इमली

इमली

इमली

इमली



कविताएं याद कीजिए (आधारिका)


- पेज न० 5 (मछली जल की रानी)
- पेज न० 6 (आलू-कचालू)
- पेज न० 8 (चूहा)

Count And Match

9

.


.



5

.

.



2

.


.



3

.


.












6

.

.













Count and write the number.


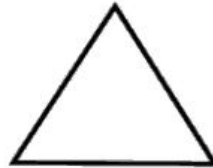
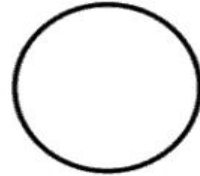

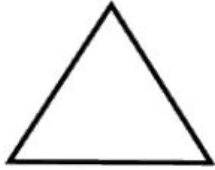


Trace Numbers (1-10)

	1	1	1	1	1
	2	2	2	2	2
	3	3	3	3	3
	4	4	4	4	4
	5	5	5	5	5
	6	6	6	6	6
	7	7	7	7	7
	8	8	8	8	8
	9	9	9	9	9
	10	10	10	10	10



MATCH SHAPES



Complete the Apple tree using bindi of red color



EXPLORE AND LEARN

Visit the park and collect big and small leaves and paste here.



Drawing

- **Make a crown**
- **Make a paper plate sunflower**
- **Make a card for father's day**



Celebrate Father's Day (18th June)

“A Dad is someone who holds you when you cry, scolds

You when you break the rules, shines with pride when

You succeed and has faith in you even when you fail”

Arrange a surprise party for your Father with the

Help of your mother by preparing a sandwich and

Lemonade with your little hands. And decorate a card

And give it to your father.



Let's celebrate International Picnic Day

18th June is an International Picnic Day, plan

A picnic and collect memorable pictures and

Prepare a collage on A4 size sheet.

