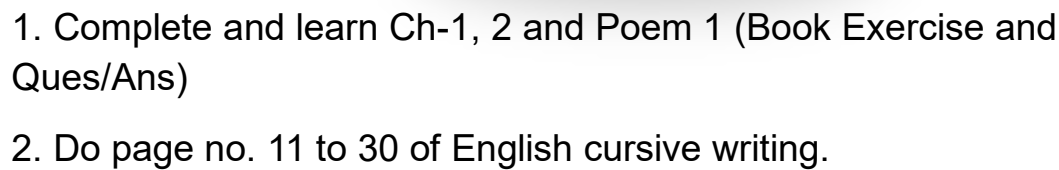
A decorative border surrounds the page. At the top left is a yellow star with orange dots. At the top center is a yellow star. At the top right is a blue heart. On the right side is a cartoon girl with brown hair, wearing a yellow dress and a yellow headband. At the bottom left is a cartoon boy with black hair, wearing a yellow shirt and blue shorts. At the bottom center are several colorful balloons (purple, green, pink, blue). At the bottom right is a large brown paperclip. The background is white with various colorful shapes and patterns.

Summer is the perfect time to play, explore, and learn outside the classroom. Have a blast and make the most of every day!” You are going to enjoy your holidays. It’s a sincere request to all to complete holiday projects and home assignments on time. Engage yourself whole heartedly as you will learn a lot through it. Practice your hobbies or inculcate new hobbies. Do a lot of Reading- can be newspapers, magazines, books or novels. Watch English news daily in order to equip yourself with the information and facts to be used as content in the writing skills. Summer Holidays Homework is an initiative on our part, to inculcate innovativeness, creativity and interest in the tasks assigned to our students. It will not only enable them to recapitulate what was taught but will also help them to connect themselves to the various learning processes. Please ensure that your child complete the assignment neatly.

General Instructions

- ❖ *All the work should be hand-written.*
- ❖ *Original drawings / illustrations and creative use of material will be appreciated. The work will be evaluated for all the subjects on the following parameters.*

1. *Idea and content*
2. *Presentation*
3. *Ability to answer the questions*
4. *Innovativeness.*
5. *Creativity.*



1. Do worksheet in your English Gr. Notebook which is given below.

1. Make a beautiful activity on Gender [Even roll no.]
2. Make a beautiful model on 'Types of noun'. [Odd roll no.]
3. Now, it's Time to show your photography skills. So, make a beautiful album on 'How did you enjoy your Summer Vacation'.



- (A) Underline the common nouns and circle the proper nouns in this passage.

Mohan lives with his parents in a village named Dhuseni. He has a little sister. They call her Sumnima. Mohan goes to school but Sumnima doesn't. She loves to play with her toys.

- (B) Underline the common nouns and circle the abstract nouns in each sentence.

1. Fear made the thief tremble.
2. The teacher admired the girl for her talent.
3. The man was rewarded for bravery and honesty.
4. Fear of robbery made the rich man hide his wealth.
5. Beauty gives us pleasure.

- (C) Fill in the blanks with appropriate collective nouns from the box.

an _____ of soldiers
a _____ of flowers
a _____ of keys
a _____ of books
a _____ of players
a _____ of shoes
a _____ of people
a _____ of cattle
a _____ of sticks
a _____ of cards
a _____ of bees
a _____ of puppies
a _____ of cars
an _____ of fruit trees
a _____ of students

pair
army
bundle
class
swarm
crowd
bouquet
fleet
team
bunch
orchard
pack
library
litter
herd

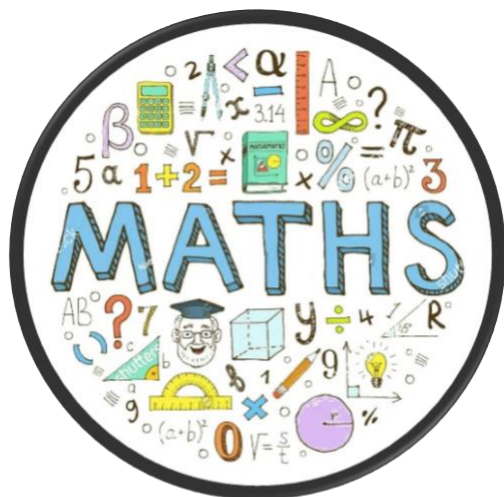


हिन्दी

प्रतिदिन सुलेख पुस्तिका में एक पृष्ठ सुलेख लिखिए।

1. पाठ – 1 से 3 का अभ्यास कीजिए
2. 'भाग्य या मेहनत' शीर्षक पर 50 शब्दों का एक अनुच्छेद ए 4 शीट पर लिखो।
(चित्र सहित)
3. व्याकरण – पृष्ठ – 68 70,71 और 74 पुस्तक में पूरा कीजिए
4. दुकानदार और ग्राहक के बीच संवाद लिखिए।
5. समानार्थी/पर्यायवाची शब्द का मॉडल बनाए

<https://youtu.be/iMQRD5Hys9E?si=WbmydiEkZ0iyBq5J>



1. Write and learn multiplication table from 2-25
2. Write and learn roman numerals 1 to 100
3. Do 20-20 sums each for addition, subtraction, multiplication and division.



4. Make a working model of expanded form

<https://youtu.be/2E8mXonYPVM?si=da6xj6bOLFgTGGYH>

PRACTICE TIME

1. Do the following questions in a separate notebook:

2. Write the numerals value in word

a. 89,53,828

b. 87,463

c. 41,906

d. 54,928

e. 8,842

3. Write the numerals for the following number names.

(i) Ninety six thousand, two hundred and thirty eight.

(ii) Ninety seven thousand, five hundred and sixty three.

(iii) Fifty six thousand, eight hundred and seventeen.

(iv) Seventy thousand four hundred and eight

4. Form the largest and smallest 6–digit numbers using the given digits.

5. Digits	Greatest Number	Smallest Number
-----------	-----------------	-----------------

(i) 3, 9, 4, 1, 7	_____	_____
-------------------	-------	-------

(ii) 9, 6, 1, 5, 2	_____	_____
--------------------	-------	-------

(iii) 3, 0, 8, 2, 7, 1	_____	_____
------------------------	-------	-------

6. Write the place value of underlined digits in the given blanks.

(i) 2103

(ii) 4,493

(iii) 14,825


(iv) 21,921

7. Write the given numbers in expanded form.

(i) 63,498 _____

(ii) 70,052 _____



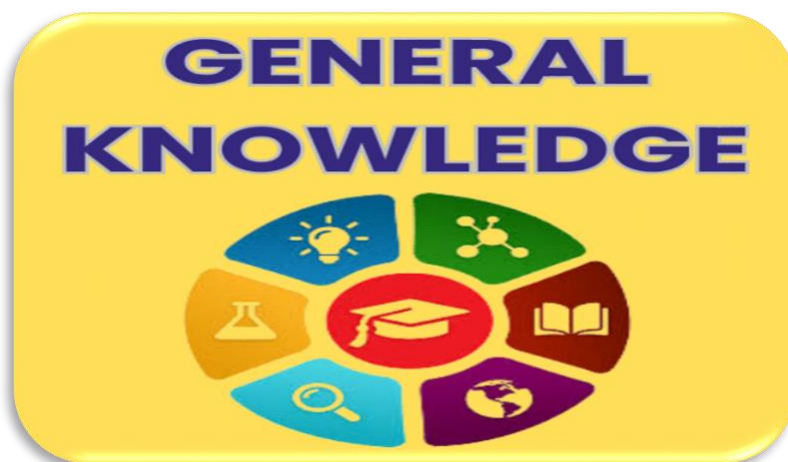




1. Learn chapter 1,& 2 with book exercise.
2. Read lesson 3 to 4 and fill book exercise.

Enrichment Topics

1. On A4 sheet paste the picture of different types of land form and write few lines about on it. Roll No. (1to 10).
2. Make a poster "against using plastic on A4 sheet" Roll no.(10 to 20)
3. Make a model of solar system hat . *Compulsory for all*



1. Revise all the chapters done in class
2. Learn and write 20 current affairs



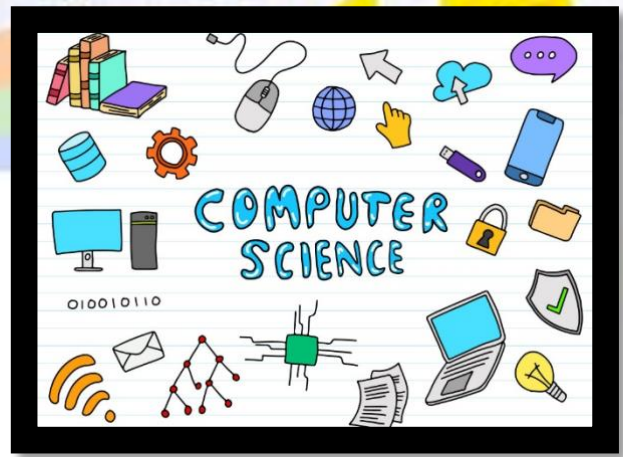
1. Revise chapter 1 and 2

2. Read chapter 3 and 4

3. Project work

a. Write a poem in MS - word using font style, size, bold, italicize and underline and submit hard copy

b. Make a chart of computer with its parts on A 4 sheet



1. Complete till page no. 11 in your books
2. Make your own pouch or kit
3. Make a bookmark
4. Make a warli art in your sketchbook



ENJOY

YOUR

VACATIONS